



R&D pipeline summary – Total projects⁽¹⁾

Pipeline charts as communicated at
Q4 and Full Year 2019 Results
Meeting dated February 6, 2020


	Phase 1	Phase 2	Phase 3	Registration	TOTAL
Immuno-inflammation	3	8	9	1	21
Oncology	14	8	8	1	31
Rare Diseases	0	4	3	0	7
Rare Blood Disorders	4	0	4	0	8
Multiple Sclerosis and Neurology	3	3	2	0	8
Diabetes	0	0	1	1	2
Cardiovascular Disease	0	0	2	0	2
Vaccines	4	1	5	2	12
TOTAL	28	24	34	5	91



52



39



Total projects